

HSP Strategic Board 16.01.08 Item 2

Havering – The Place

Havering is one of the largest London Boroughs by geographical area and has a population of about 225,000. More than half of the Borough is open space or parkland. The south of the Borough is bordered by the River Thames and is a key part of the Thames Gateway.

This document provides the demographic, social and economic context of Havering the place. This information has been used to highlight areas of need and identify Local Area Agreement 2 priorities.

Working in Partnership

The Havering Strategic Partnership (HSP) launched the community strategy in 2005. It was the basis for negotiation and implementation of local area agreements in 2006. The partnership includes representatives from the public services, local business, residents and community groups and voluntary groups.

The Audit Commission commented that ;

“Partnership working in Havering is effective and established and is a key to delivering the Council’s ambitions. The Council is well regarded by partners in statutory and non statutory sectors, and there are many examples of effective partnership that have secured good outcomes locally”.

The focus for the partnership is on outcomes for local people with priorities centred on making Havering a welcoming, safe, healthy and prosperous place. We have a number of key outcomes which form part of the Sustainable Community Strategy 2002 - 2007, for Havering which we are aiming for ;

- * recognised as one of the most exciting boroughs in London with a bright future as the Thames Gateway and London 2012 come online
- * where there are excellent transport links within the borough and to the rest of the capital and beyond
- * which has a strong cultural life with the excellence of its cultural facilities recognised
- * distinctive urban areas offer a high quality of life and easy access to an excellent environment of parks and green spaces
- * regeneration activity has created a thriving economy where there are high quality jobs and opportunities for all where the boroughs entrepreneurial spirit is nurtured and business supported including new hi-tech and cultural industries
- * a culturally diverse and inclusive community with a strong cultural life for all in inclusive, cohesive communities
- * development and employment opportunities within the Borough for the younger population
- * innovative public and private buildings and where heritage is valued
- * housing is of a high quality with a good mix of tenures to ensure housing is affordable for all
- * the public realm is clean – streets kept tidy and parks well maintained and used
- * inequalities between communities have been reduced

HSP Strategic Board 16.01.08 Item 2

Havering – The Place

- * the council is well run and respected providing value for money services in partnership with others
- * fear of crime is reduced
- * children and young people get the best start in life and everyone takes advantage of learning opportunities with higher participation rates in further and higher education
- * older people are able to benefit from the opportunities in the borough and able to live independent lives at home
- * improved health of local people with reduction in health inequalities between those experiencing the best and worse health

In 2006 / 07 the ambitions of the Havering Strategic Partnership were translated into Local Area Agreement 1 targets and shared across seven multi agency theme groups which were led by champions from different organisations.

What have we achieved ?

- * as a result of the Local Public Service Agreement (LPSA) and achieving 9 out of the 12 community based local targets Havering Strategic Partnership received £3.1m reward
- * in 2006 we were scored as a 1* Authority although we were deemed to be improving well, in 2007 we achieved a 3* score and were still measured as improving well
- * in October 2007 the Audit Commission found that 82% of the Council's performance indicators have improved over the last 3 years
- * a proportion of the LPSA reward was allocated to community based projects to improve the quality of life in Havering

What are our opportunities ?

- * the borough is made up of 18 wards and although deemed to be affluent, Havering has a number of wards in the top 25% most deprived in the country
- * a new Havering Council Chief Executive for the borough has provided a revitalised ambition to provide excellent service improvements
- * the upcoming 2012 Olympic games
- * the regeneration of the Thames Gateway
- * the upcoming Crossrail project

Local Area Agreement 2 Consultation

In order to ensure that the Havering Strategic Partnership is fit for the future there has been a programme of consultation with stakeholders of the partnership. This programme concentrated on learning from our experiences with the Local Public Service and Local Area Agreements and looking forward at the future priorities for Havering.

The outcome of this consultation programme with stakeholders has led to six high level priority outcomes for future of the Borough. It is felt that these compliment targets which were laid down in the previous community strategy. The partnership is in the process of refreshing this vision for the borough.

HSP Strategic Board 16.01.08 Item 2

Havering – The Place

The future priorities for Havering are :

- * **Prosperity**
- * **Better Citizen Engagement and Community**
- * **Wellbeing**
- * **A high quality local environment**
- * **Enhanced Civic Pride**
- * **A Safer Community**

Lessons Learned

As a learning and developing organisation we have analysed our actions from working on the Local Public Service Agreement (LPSA) and the Local Area Agreements 1 (LAA1) and have identified key areas which we are looking to improve as part of the Local Area Agreement 2 (LAA2) process, these are ;

- * the need for an embedded and supported performance management process, improvements have been experienced from the (LPSA) but there is still room for further development
- * complete ownership of the work programmes by champions and theme board members
- * the need for more analysis around how to evidence partnership and Havering priorities
- * greater awareness and support for partnership priorities from senior members of partner organisations
- * agreement by champions and theme project groups on the appropriate level of support required to achieve and move forward project initiatives
- * full partner involvement at the earliest stage in the decision making process
- * the willingness to review and redirect priorities throughout the life of the project or agreement

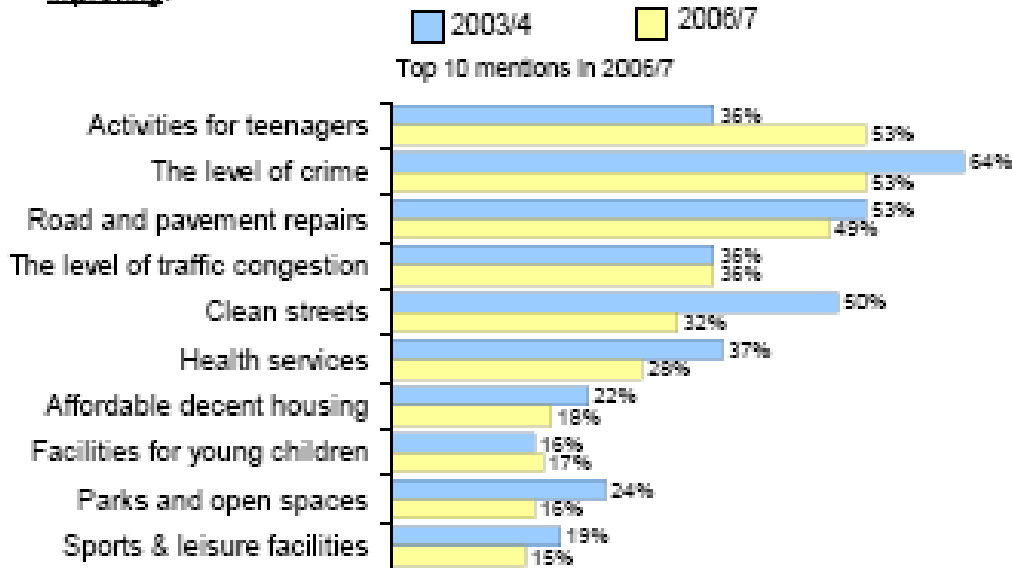
Information Used in LAA2 Key Areas

The delivery structure for Local Area Agreement 1 involves seven established theme groups each looking at achieving the vision and priorities as part of the community strategy. This structure works well in terms of project delivery although there is awareness that working across issues requires additional attention for the achievement of the aims of the borough.

HSP Strategic Board 16.01.08 Item 2 Havering – The Place

Priorities for Improvement

Q Thinking about this local area, which of the things below, if any, do you think most need improving?



Base: All valid responses (1177)

Source: Ipsos MORI

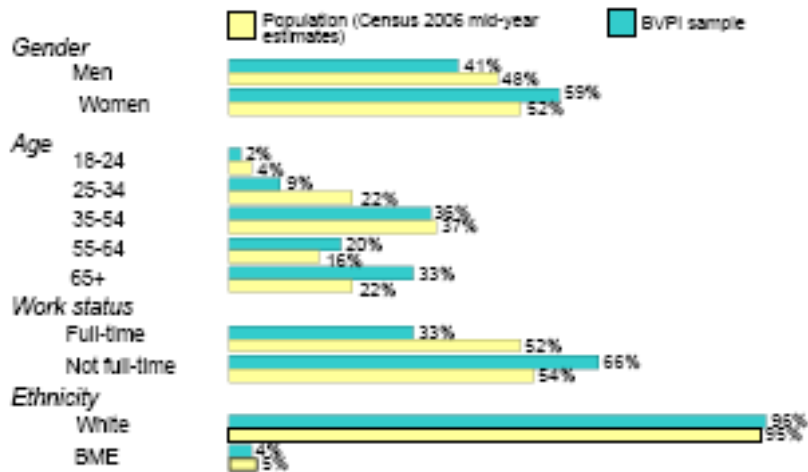
The following section highlights areas of priority under the theme groups already in place within Havering, supporting statistical evidence, including all graphs shown in the report can be found in appendix 1.

HSP Strategic Board 16.01.08 Item 2

Havering – The Place

Older People

Sample Profile for LB Havering: Key demographics



(iii)

Base: All valid responses

Source: Ipsos MORI

Information used :

- * Life expectancy in the most deprived areas for males and females is 75.3 and 80.4 years, 4.1 and 2.0 years less than the least deprived areas
- * Early deaths: heart disease & stroke - 226
- * 98% of residents agreed with the priorities of property crime, violent crime and drug & alcohol related crime

The Borough has the highest rates of older people in London which approximately 1 in 3 residents being over the age of 50. Life expectancy within the Borough is on the increase although we do experience some differences between the more affluent and poorer parts of the area. There are challenges from a social care perspective due to the demographics of our community, although LPSA and LAA1 targets have gone some way to closing the gaps between service requirements and service delivery, this remains a priority for the area. With such a high proportion of older people there are considerable skills and talents which could be tapped into for the benefit of the area.

For the future of Havering the needs of the borough highlight the following potential areas to be put forward as proposed Local Area Agreement 2 priorities :

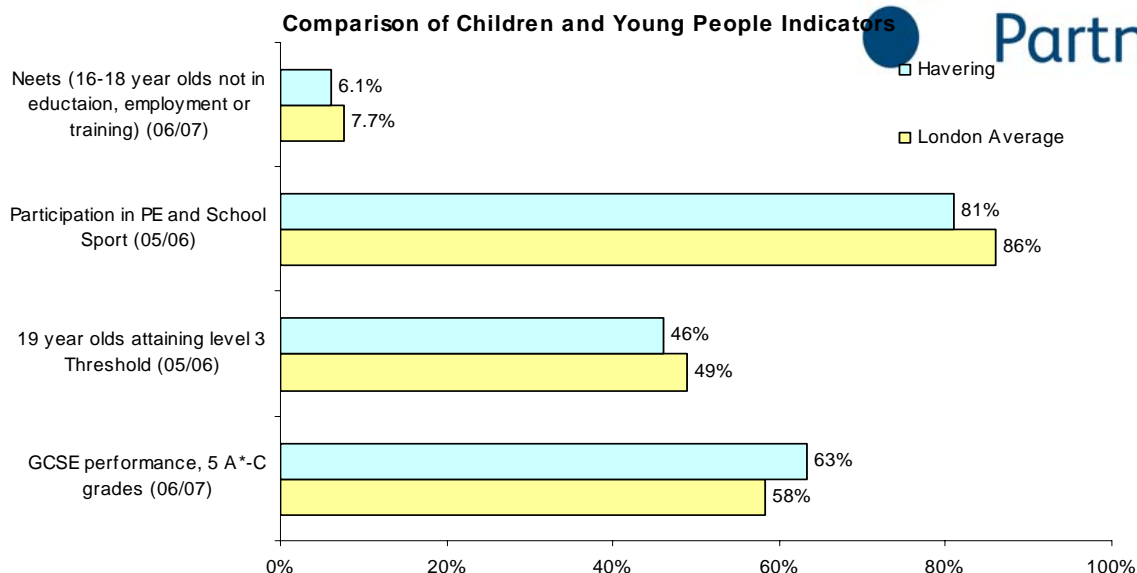
- NI138 - Satisfaction of people over 65 with both home and neighbourhood**
- NI139 - People over 65 who say that they receive the information and the support needed to exercise choice and control to live independently**
- NI135 - Carers receiving needs assessment or review and a specific carer's service, or advice and information**

HSP Strategic Board 16.01.08 Item 2

Havering – The Place



Children and Young People



Information used :

- education pre 16
- education post 16
- out of school activities
- facilities for young people
- activities for under 19s
- numbers of NEET's
- number of children participating in physical activity and levels of overweight and obesity

Havering consistently feature in the top quartile for key stage results when compared to other London Boroughs. Perception surveys of the area show that there is an issue with young people not having sufficient activities to occupy them. We have embraced the development of Children's Centres which is of enormous benefit for the Borough, this project is to continue and expand over the next few years. Despite excellent results for the under 16s in the Borough adult education rates are below expectation.

For the future of Havering the needs of the borough highlight the following potential areas to be put forward as proposed Local Area Agreement 2 priorities :

- NI91 - Participation of 17 year-olds in education or training**
- NI117 - 16 to 18 year olds who are not in education, training or employment (NEETs)**
- NI82 - Inequality gap in the achievement of a Level 2 qualification by the age of 19**
- NI81 - Inequality gap in the achievement of a Level 3 qualification by the age of 19**
- NI79 - Achievement of a level 2 qualification by age of 19**
- NI80 - Achievement of a level 3 qualification by age of 19**

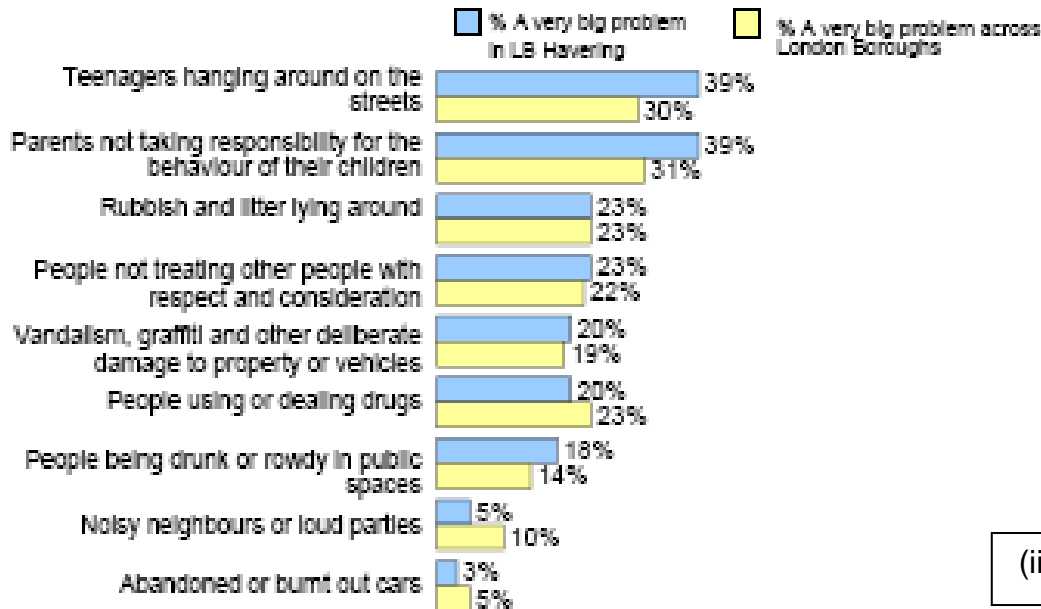
HSP Strategic Board 16.01.08 Item 2

Havering – The Place

Community Safety



A Comparison between Anti-social Behaviour in LB Havering and across London Boroughs



Base: All valid responses

Source: Ipsos MORI

(iii)

Information used :

- crime / police stats
- night time economy
- population diversity
- alcohol / drugs
- perception survey

We are proud to be one of the safest London Boroughs with continually falling levels of crime. However perception surveys do not appear in some cases to reflect the safety of the Borough and the night time economy of our main centres continues to raise concerns within the population. Havering is a rapidly changing Borough with a growing Black and Ethnic Minority population. Whilst this is enriching the Borough, it is recognised that work around community cohesion is a priority for the future.

For the future of Havering the needs of the borough highlight the following potential areas to be put forward as proposed Local Area Agreement 2 priorities :

NI 17 - Perceptions of anti-social behaviour

NI 16 - Serious acquisitive crime rate

NI 41 - Perceptions of drunk or rowdy behaviour as a problem

NI 111 - First time entrants to the Youth Justice System aged 10 – 17

NI 18 - Adult re-offending rates for those under probation supervision

HSP Strategic Board 16.01.08 Item 2

Havering – The Place

NI 30 - Re-offending rate of prolific and priority offenders
 NI 22 - Perceptions of parents taking responsibility for the behaviour of their children in the area
 Environment and Culture



(iii)

Havering

continues to view the environment as a priority with recycling continuing to be a top priority within the Borough. Perceptions from residents have highlighted issues around the quality and availability of green spaces and street cleanliness as priorities for the future.

For the future of Havering the needs of the borough highlight the following potential areas to be put forward as proposed Local Area Agreement 2 priorities :

BVPI	Title	2000/1 (%)	2003/4 (%)	2006/7 (%)
BV3	Overall satisfaction	55%	38%	45%
BV4	Satisfaction with complaint handling	30%	25%	26%
BV89	Satisfaction with cleanliness	48%	43%	63%
BV90A	Waste collection	78%	77%	80%
BV90B	Waste recycling (local facilities)	58%	56%	70%
BV90C	Waste disposal (local tips)	68%	61%	82%
BV103	Satisfaction with transport information	50%	49%	56%
BV104	Satisfaction with bus services	57%	64%	71%
BV119A	Sports/leisure facilities	47%	41%	53%
BV119B	Libraries	68%	63%	70%
BV119C	Museums/galleries	34%	17%	15%
BV119D	Theatres/concert halls	60%	51%	52%
BV119E	Parks and open spaces	63%	60%	67%

Source: Ipsos MORI

Cleaner and Greener: Comparative Data

Q To what extent do you think that these statements apply to your local council? 'My council is working to make the area cleaner and greener'

■ % A great deal/some extent
 ■ % Not very much/not at all



Base: All valid responses (1190)

LB Havering London Inner Outer

Source: Ipsos MORI

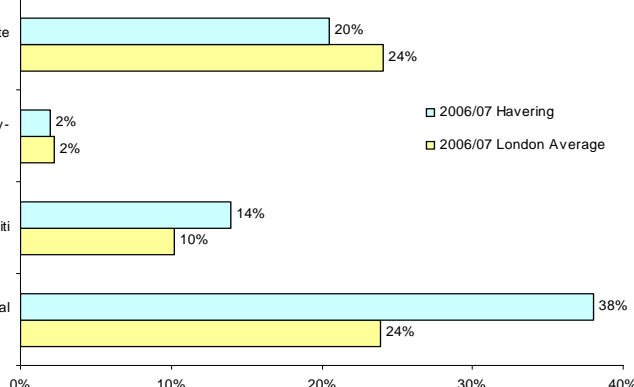
Amount of household waste recycled

Unacceptable levels of fly-posting

Unacceptable levels of graffiti

Local street and environmental cleanliness

Comparison of Environment and Culture Indicators



(iii)
 (iii)

NI 186 - Per capita CO2 emissions in the LA area

NI 192 - Household waste recycled and composted

NI 195 - Improved street and environmental cleanliness (levels of graffiti, litter, detritus and fly posting)

NI 196 - Improved street and environmental cleanliness – fly tipping

NI191- Residual household waste per head

HSP Strategic Board 16.01.08 Item 2

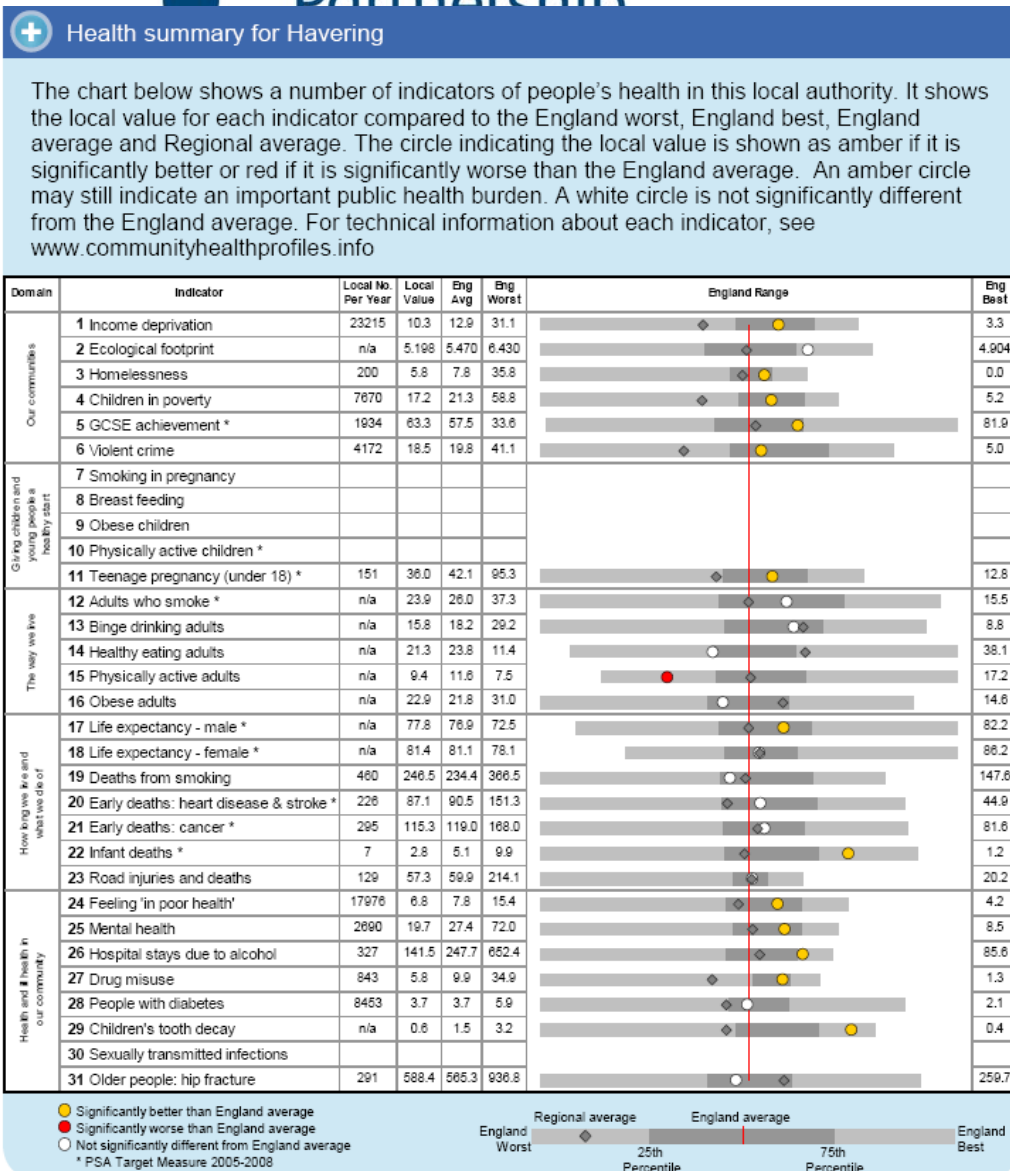
Havering – The Place

(iv)



Health and Wellbeing

Information used :



- illness and death statistics
- levels of physical activity in adults
- life expectancy
- cardiovascular disease
- mortality rates
- financial status
- perception of area

Havering has a low level of infant mortality rates with an increasing life expectancy, and currently has the highest proportion of over 50s within any London Borough. We have decreasing numbers of deaths from cancer and circulatory disease, though there are

inequalities in health experience across the borough.. The Borough has a low number of people who participate in active sport or activity, and obesity within the Borough is a key issue for the future. The number of older people creates a demand for health and social

(i)

HSP Strategic Board 16.01.08 Item 2

Havering – The Place

care. Therefore the emphasis is on a shift to prevention of ill health and promotion of well-being to improve the quality of life of Havering residents.

For the future of Havering the needs of the borough highlight the following potential areas to be put forward as proposed Local Area Agreement 2 priorities :

NI 120 - All-age all cause mortality rate

NI 136 - People supported to live independently through social services (all ages)

NI 39 - Alcohol-harm related hospital admission rates

NI 124 - People with a long-term condition supported to be independent and in control of their condition

NI 149 - Adults in contact with secondary mental health services in settled accommodation

NI 50 - Emotional health of children

NI 119 - Self-reported measure of people's overall health and wellbeing

NI 141 - Number of vulnerable people achieving independent living



HSP Strategic Board 16.01.08 Item 2

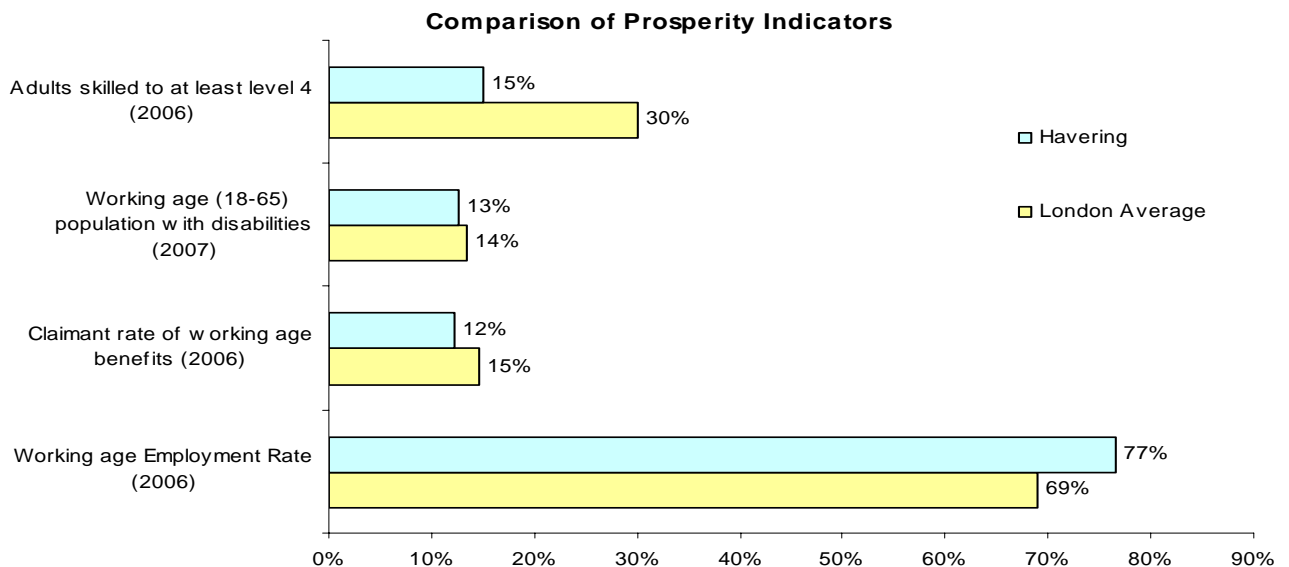
Havering – The Place



Prosperous Community

Information used :

- employment rate
- benefit claimants
- rates of disability
- adult skill levels
- business start up / shut down rates
- salary levels
- work in the borough



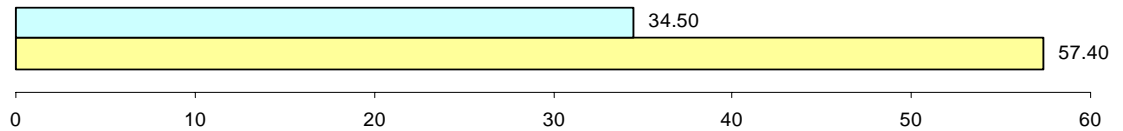
Havering has the largest area of green spaces of any London Borough with almost half of the Borough being designated green space. The contrast economically between the north and south of the Borough bring significant challenges. The Borough has requirements for a skilled and adaptive workforce which can strengthen Havering's economic role within the capital. Havering has excellent pre 16 education statistics, however levels of adult qualification do not reflect this success, and this has a great impact on the economic prosperity of the Borough. The Borough has lower levels of pay in relation to the rest of

HSP Strategic Board 16.01.08 Item 2

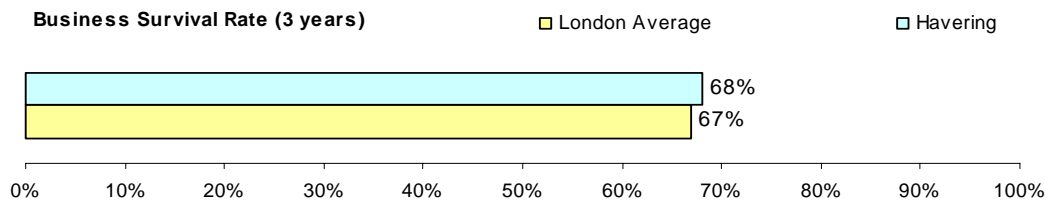
Havering – The Place

the capital, and a number of wards in the top quartile for most deprived which poses priorities for the future. Business start up and continuation in the area is low,.

Business Start ups per 10,000 people (2006)



Business Survival Rate (3 years)



(iv)



For the future of Havering the needs of the borough highlight the following potential areas to be put forward as proposed Local Area Agreement 2 priorities :

- NI 164 - Working age population qualified to at least Level 3 or higher**
- NI 165 - Working age population qualified to at least Level 4 or higher**
- NI 155 - Number of affordable homes delivered (gross)**
- NI 166 - Average earnings of employees in the area**
- NI 153 - Working age people claiming out of work benefits in the worst performing neighbourhoods**
- NI 173 - People falling out of work and on to incapacity benefits**

HSP Strategic Board 16.01.08 Item 2 Havering – The Place

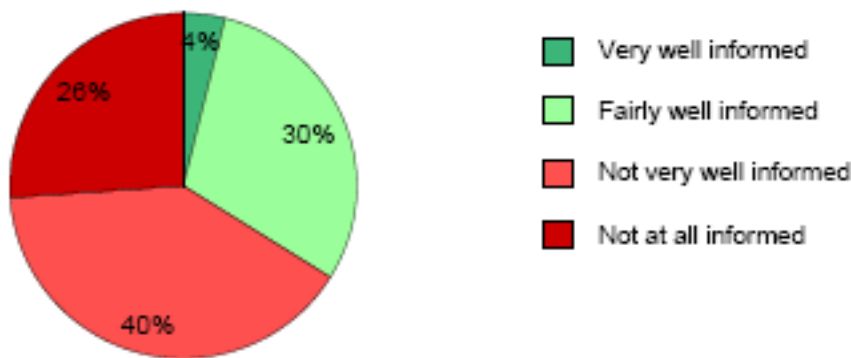


Community Participation

Information used :

Keeping Residents Informed

Q Overall, how well informed do you think the Council keeps residents about the services and benefits it provides?

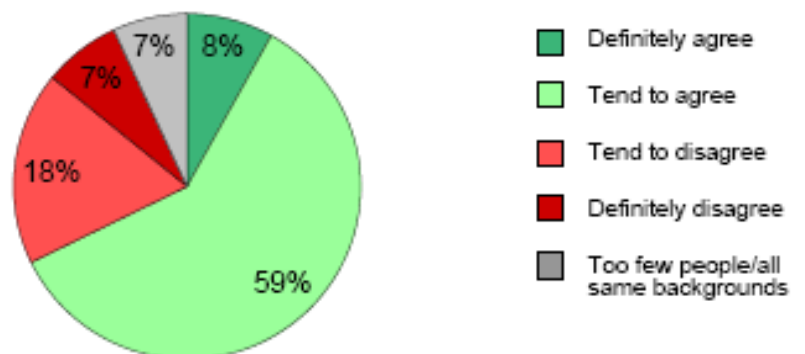


Net informed score -32%

(iii)

Social Cohesion

Q To what extent do you agree or disagree that this local area is a place where people from different backgrounds get on well together?



Net agree score 42%

Havering is a Borough going through changes, the ethnic population mix has begun to change dramatically and this has brought issues around community cohesion. Perception surveys have shown there are concerns around anti social behaviour and the night time economy of our main

HSP Strategic Board 16.01.08 Item 2

Havering – The Place

towns in the Borough. Perception of the green spaces and cleanliness of the Borough have highlighted that there are issues around civic pride in Havering as well as the level to which the community feels involved and consulted. These are priority areas

For the future of Havering the needs of the borough highlight the following potential areas to be put forward as proposed Local Area Agreement 2 priorities :

NI 1 - % of people who believe people from different backgrounds get on well together in their local area

NI 23 - Perceptions that people in the area treat one another with respect and dignity

NI 110 - Young people's participation in positive activities

NI 3 - Civic participation in the local area

NI 7 - Environment for a thriving third sector



Information Sources

- (i) Havering Health Profile 2007
- (ii) Havering Crime Survey 2005
- (iii) Havering General User Survey 2006 / 07
- (iv) Information provided by London Borough of Havering Performance Team

HSP Strategic Board 16.01.08 Item 2

Havering – The Place



HSP Strategic Board 16.01.08 Item 2

Havering – The Place

